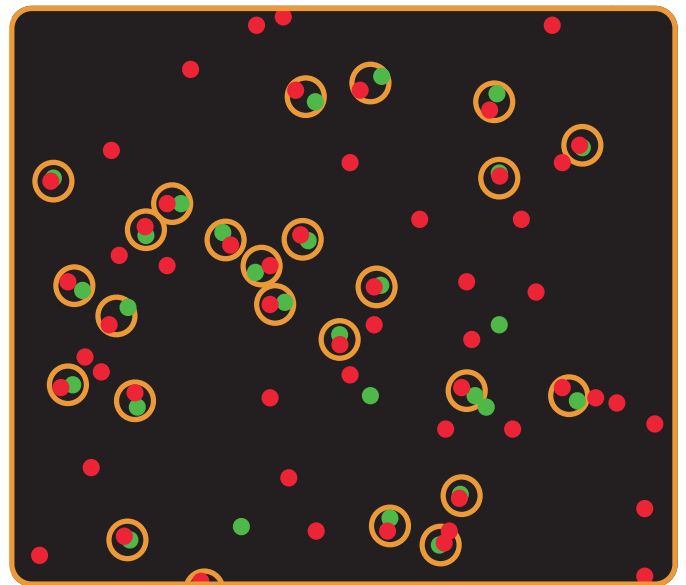
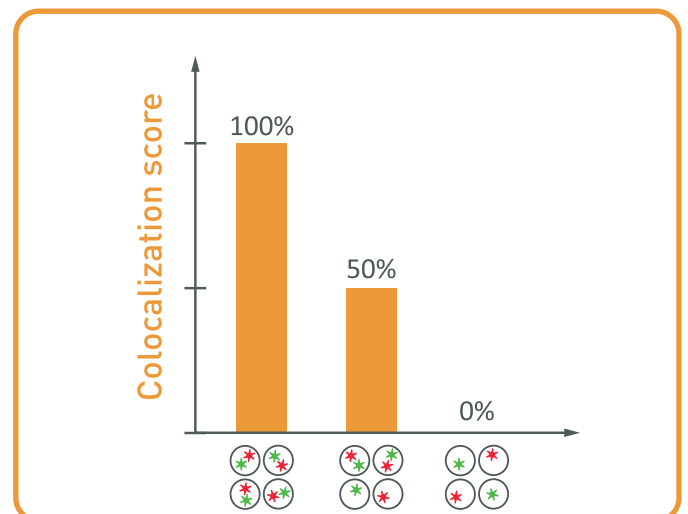


ZetaView[®] Colocalization NTA Feature (C-NTA)



Applications

- Extracellular Vesicles
- Viruses
- Cargo Determination
- Q-dots
- Multi-fluorescent NP
- and many more...



ZetaView® C-NTA Feature

Biomarker Colocalization

ZetaView® combines the precision of new generation lasers for perfect illumination of NTA channels and very short switching times with smart software - indispensable prerequisites for the challenging task of the quantification of biomarker colocalization scores.

Key Features

* Ultra-fast switching between NTA channels

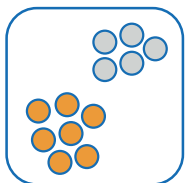
The new SOP manager supports colocalization experiments with quasi-simultaneously two-channel acquisition. The measurement specifications can be edited and stored ensuring maximum traceability.

* Automated diffusion correction

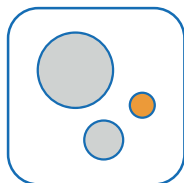
As the diffusion behaviour of the sample is already determined by NTA, the results are automatically corrected for the loss as well as emerging of new particles, leading to credible colocalization scores.

* Reliable calculation of colocalization scores

Scatterplots visualize particle matching and statistical information is presented in clear tables.



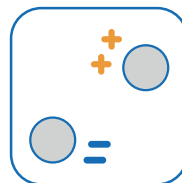
Subpopulations



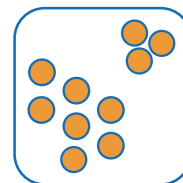
Size



Fluorescence



Zeta Potential



Concentration



Colocalization

For more information on the ZetaView®, or to discuss your requirements, please contact us.

Head Office

Particle Metrix GmbH

Wildmoos 4
D-82266 Inning / Germany

+49-8143-99172-0

info@particle-metrix.de

US Office

Particle Metrix Inc.

Mebane, NC 27302 / USA

+1-919-667-6960

usa@particle-metrix.com

Worldwide Distributors



Innovation paired with cooperative spirit

